

I IOT Cloud Solution

Intelligent Starter Kit by App(i OS/ Android)

EX9017M+EX9486CW-MTCP+APP(i OS/ Android)+EX Cloud

(Sensor type: 4 ~ 20mA)

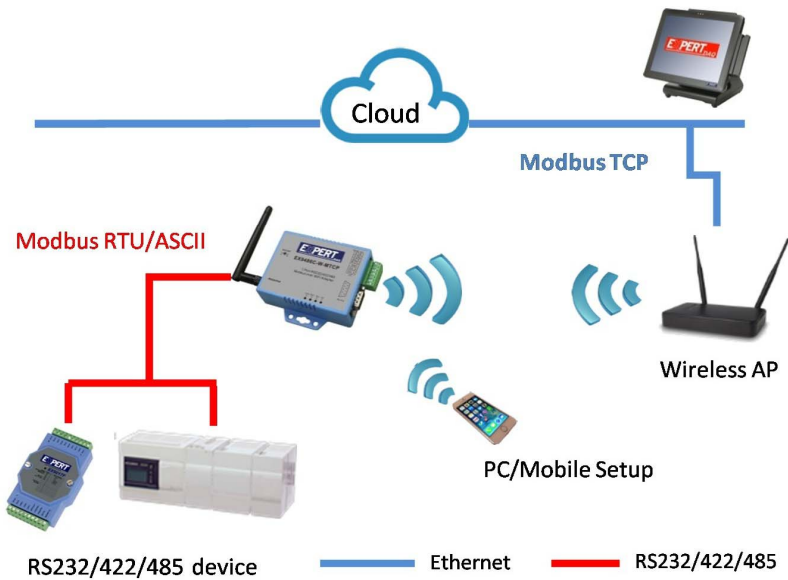


I IOT Cloud Solution

Intelligent Starter Kit by App(i OS/ Android))

Applications of Modbus TCP(master) to Modbus RTU/ASCII(slave)

Support 8 TCP Masters simultaneously



EX9486C-W-MTCP

(Wi-Fi Modbus TCP)

Modbus RTU/ASCII Slave to Modbus TCP Master



EX9017-M

(RS485 2Wire; +/-20mA; +/-10V; +/-100mV; Modbus RTU)

Data send/receive can get from App & Cloud Server via Wi-Fi & RS485 bus for monitoring and controlling



I/OT Cloud Solution

Intelligent Starter Kit by App(i OS/ Android)

EX9017M+EX9486CW-MTCP+APP(i OS/ Android)+EX Cloud

(Sensor type: 4 ~ 20mA)

EXPERT
DAQ

Features

Let User can easy to install the Remote I/O Controller in the Harsh environment .

The Remote I/O Controller was one of engineering level devices.

Now we make User easy to install & control I/O by App

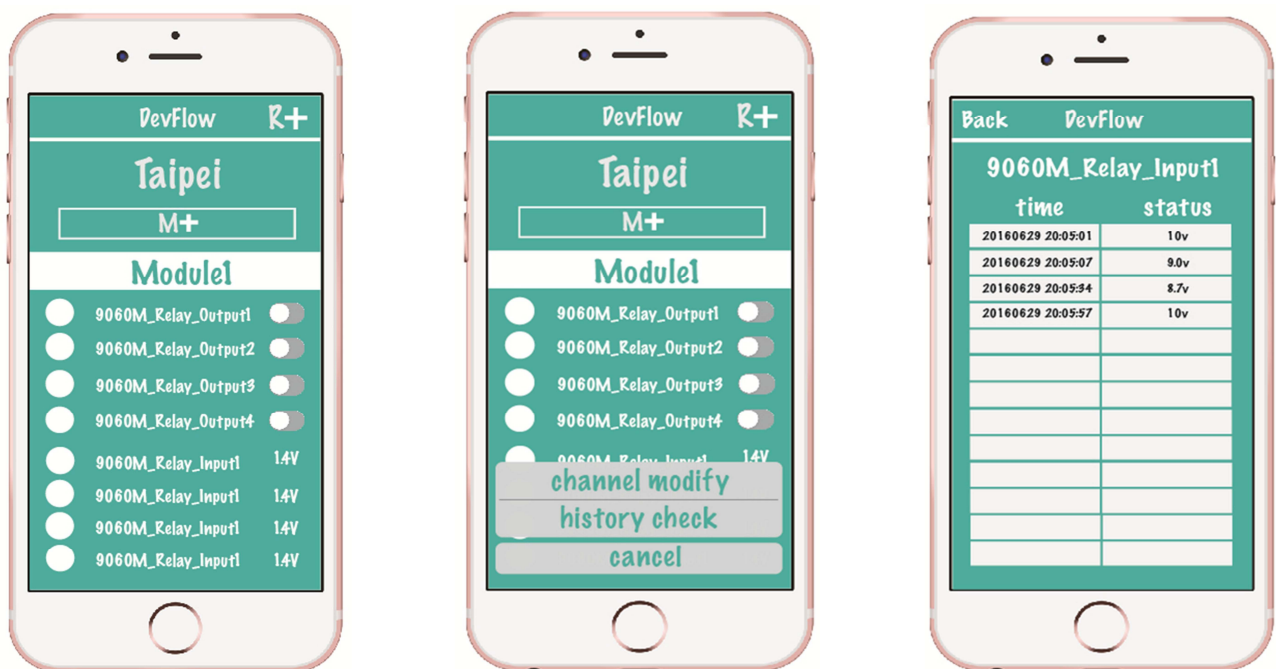
Application

For 4~20mA sensor Liquid/ Gas/ Small Flow Meter/ Gas Detector or Infrared Temp. / Level Transmitter/ Level Sensor/ Pressure Transmitter/ Pressure Switch/ Differential Pressure Transmitter/Temperature/ Humidity /Pyrano meter/ UV Detector by App control thru Wi-Fi & RS485 bus of EX9017-M:

Functions of Starter Kit's App(Data Sampling Rate: 2 ~ 5 minutes for selection)

- 1 . Setting/ Configuring the range of Value of 4~ 20 mA to meet environment required by App.
2. If it Higher than the Setting Value then enable the User to e-mail out to Supervisor by App or receive the e-mail from the existed environment by Cloud Server.
3. If it Lower than the Setting Value then enable the User to e-mail out to Supervisor by App or receive the e-mail from the existed environment by Cloud Server.
4. When read the Value between Setting Value then record it every time within 24Hrs .
5. Average and Record the read Value after 24Hrs

Also User will receive the e-mail with all every times of reading data after 24Hrs



IIOT Cloud Solution

Intelligent Starter Kit by App(i OS/ Android)

EX9017M+EX9486CW-MTCP+APP(i OS/ Android)+EX Cloud

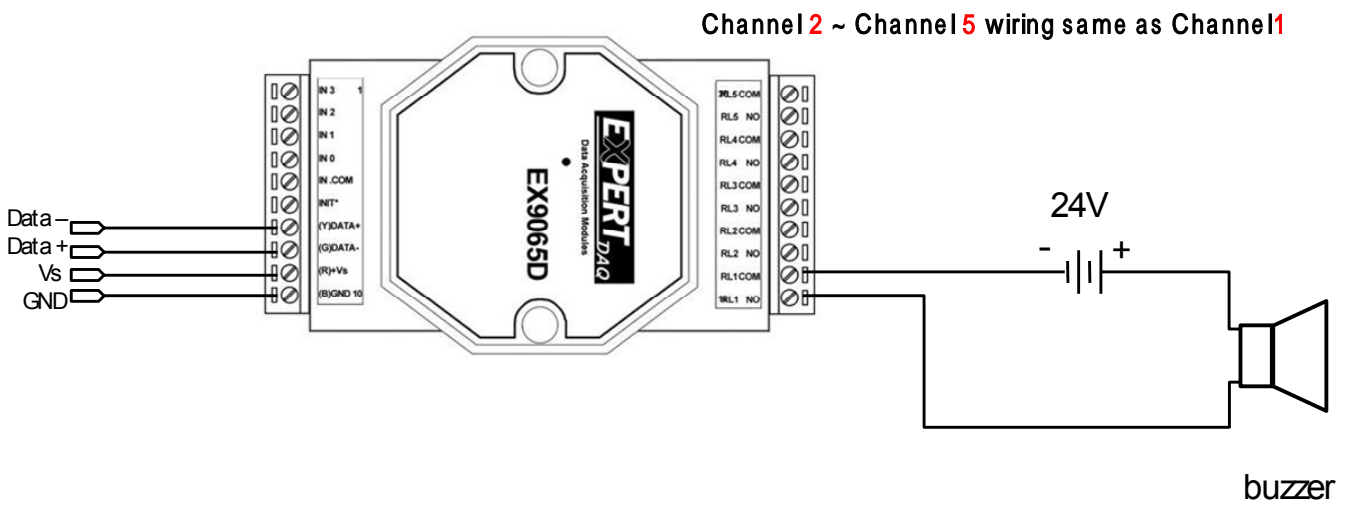
(Sensor type: 4 ~ 20mA)



Functions of Expandable Starter Kit's App

Users can select EX9065D-M to output control the Alarm warning or turn-off the Switch/ Valve/ Breaker for Safty situation during the Sensors sense the value Higher/ Lower the setting value

Wire Connection of EX9065DM with Buzzer(If Output Control from CH2 ~ CH5 then it same as CH1)



IIOT Cloud Solution

Intelligent Starter Kit by App(i OS/ Android)

EX9017M+EX9486CW-MTCP+APP(i OS/ Android)+EX Cloud

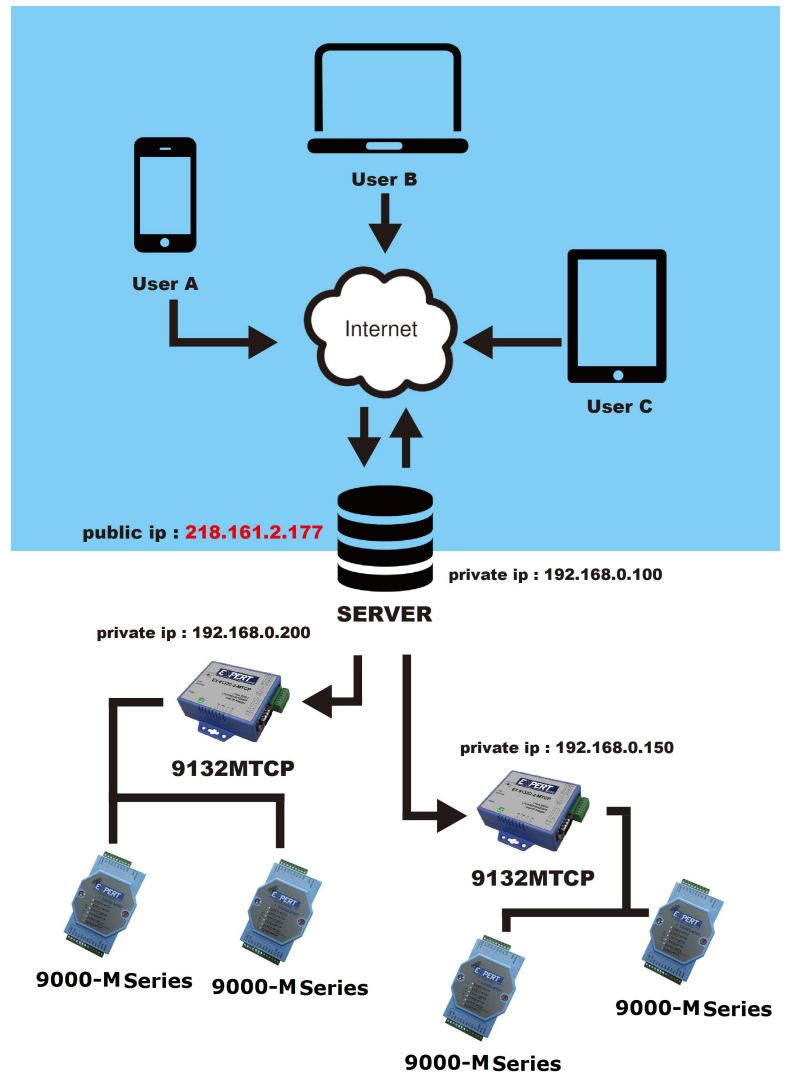
(Sensor type: 4 ~ 20mA)



Functionality Expandable to Management by App(i OS/ Android):

We also support Management Service of the Cloud for Data Storage/ Analysis/
Real Time/ Monitoring/.....in OEM/ ODM Industry field Business.

- Digital Inputs
- Digital Outputs
- Analog Inputs
- Analog Outputs
- Device Conditions
- Numeric Registers
- Flags



I/OT Cloud Solution

Intelligent Starter Kit by App(i OS/ Android)

EX9017M+EX9486CW-MTCP+APP(i OS/ Android)+EX Cloud

(Sensor type: 4 ~ 20mA)

EXPERT
DAQ

Basic Functions of Devflow to Management by App(i OS/ Android):

Devflow will only provide read access to the selected I/O Devices by default.

Writing or editing the I/O Devices is automatically disabled unless you specifically enable it for writing.

values to the I/O controller. Once editing is enabled you can set outputs and write to numeric registers then start, Stop and Reset the controller's program.

Monitoring of the controller's program is supported, with full support for symbolic names stored as part of the program.

Automatic data logger, analog and digital conditions values is also provided, allowing data logger and graphical tracking of trends. **Devflow** users commit the App's capabilities and the convenience, it offers for on-site monitoring and remote access to I/O devices using this familiar user-friendly interface. If you have a smartphone(iOS/Android) and pad(iOS/Android), you can try **Devflow** for yourself to download the App for free from topsgcc.com.tw. This will connect you with a demonstration system that you can use to practice the capabilities of **Devflow**

Who is App Users:



I IOT Cloud Solution

Intelligent Starter Kit by App(i OS/ Android)

EX9017M+EX9486CW-MTCP+APP(i OS/ Android)+EX Cloud

(Sensor type: 4 ~ 20mA)

EXPERT
DAQ

Relative Information:

Wire Connection of EX9017-M & EX9486C-W-MTCP ref. the Quick Manual of Starter Kit .

Default setting of EX9017-M: Baud Rate: 9600bps ; CheckSum: Non; 8, N , 1; Address: 1; Modbus Mode;

Type: I (4~20mA) ref. the individual Manual of EX9017-M.

Default Setting of EX9486-MTCP: Router IP Setting & Cloud Server Setting ... ref Manual of EX9486CW-MTCP

Sensor Spec. & Type :Liquid/ Gas/ Small Flow Meter/ Gas Detector or Infrared Temp. / Level Transmitter/

Level Sensor/ Pressure Transmitter/ Pressure Switch/ Differential Pressure Transmitter/Temperature/ Humidity

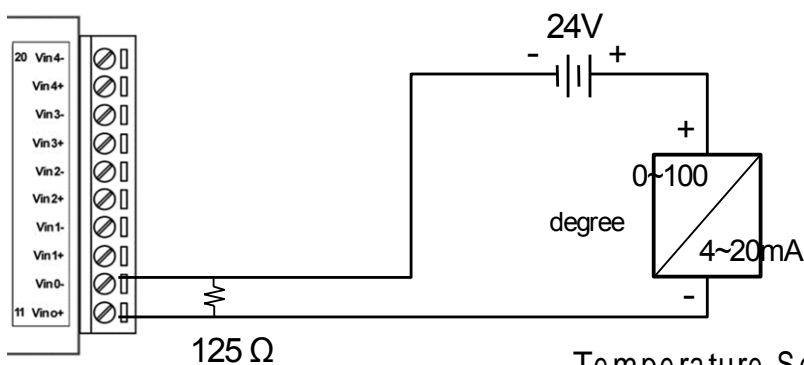
/Pyrano meter/ UV Detector all was 4~20mA output by RS485 control to Input of EX9017-M.

Also ref. the Manual of Starter Kit for Sensor Spec. & Type

Wire Connection of EX9017M with Transmitter(If measuring from CH1 ~ CH7 then it same as CH0)

EX9017-M

Channel 1 ~ Channel 7 wiring same as Channel 0



Temperature Sensors/ Transmitters
Pressure Sensors/ Bearing Temperature
Sensors

/ Conveyor Belt Alignment Sensors